

Scaled data based on original data using  
LM-79-08 Approved Method: Electrical and Photometric Measurements of Solid-  
State Lighting Products

Test Report Prepared for  
Cooper Lighting Solutions  
(formerly Eaton)

Brand: INVUE

Report Number: P173274

Luminaire Tested: **ENC-EXX-LED-E1-GZW-7030-BBB**

Issue Date: 03/03/2020

**Test Information**

Test Method: LM-79-08  
Report Number: P173274  
REPORT IS SCALED FROM IESNA LM-79-08 TEST DATA (P33649)  
Test Lab: INNOVATION CENTER-P3  
Issue Date: 03/03/2020  
Manufacturer: COOPER LIGHTING SOLUTIONS (FORMERLY EATON)  
Product Line: INVUE  
Catalog Number: ENC-EXX-LED-E1-GZW-7030-BBB  
Description: ENTRI LED LUMINAIRE, EMERGENCY MODE  
LIGHTBARS WITH AccuLED OPTICS - WALL GRAZER WIDE  
Light Source: (42) 3000K CCT, 70 CRI LEDs  
Ballast/Driver: -

**Summary**

Lumens per Lamp: N/A  
Luminaire Lumens: 1647 lumens  
Efficiency: N/A  
Efficacy: 299.4 lumens/watt  
Luminous Opening: Rectangular (W 1' x L: 0.33' x H: 0')  
IES Classification: Type I - Short - Full Cutoff  
BUG Rating: B1 - U0 - G1

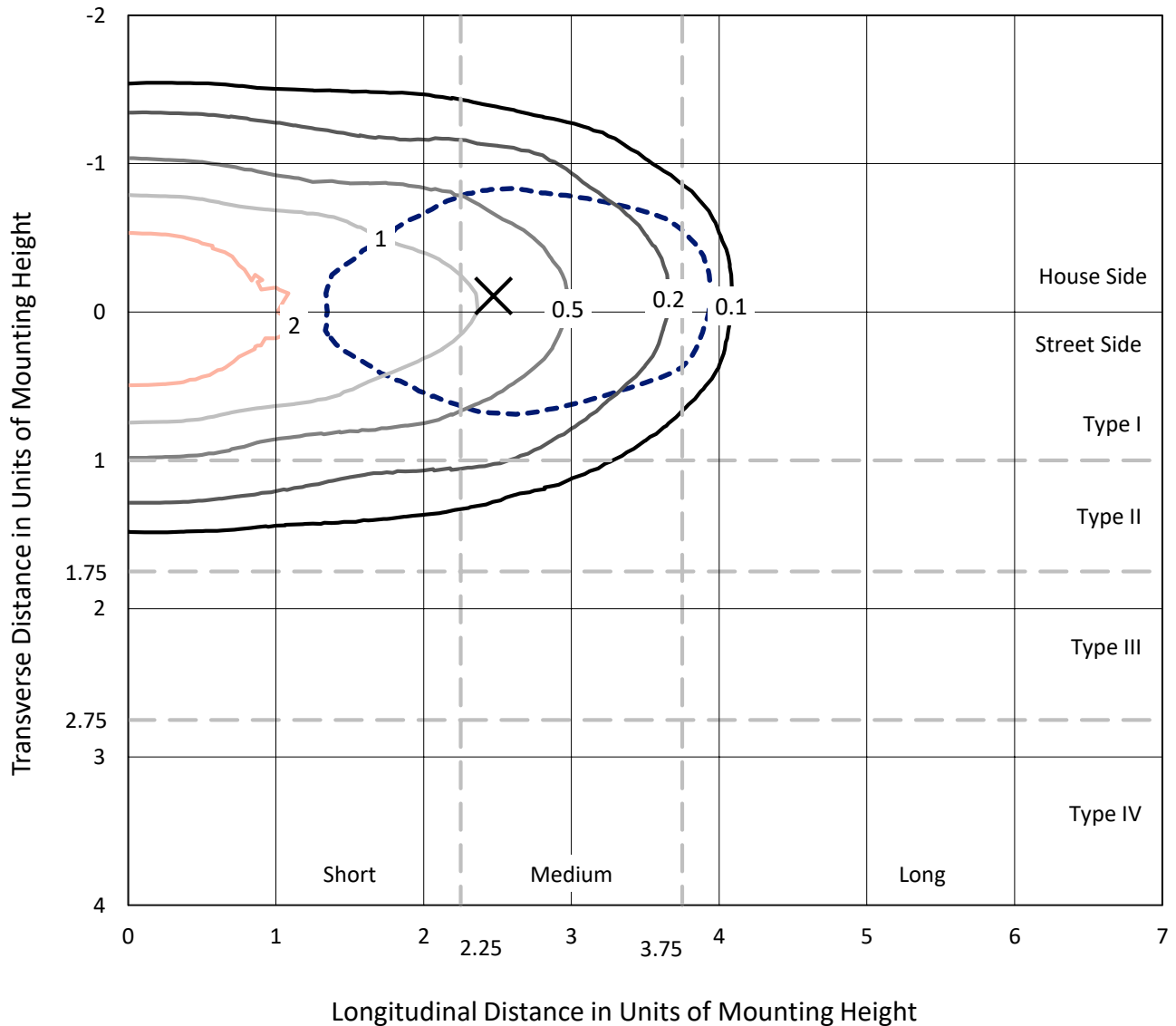
Input Watts (W): 5.5  
Input Voltage (V): NR  
Input Current (Ain): NR  
Voltage Rise (V): NR  
Power Factor: NR  
Total Harmonic Distortion (THDi): NR  
Frequency (hertz): 60  
Stabilization Time: NR  
Operation Time: NR  
Ambient Temperature (°C): NR  
Test Distance: 25 FT



REPORT NUMBER: P173274  
 CATALOG NUMBER: ENC-EXX-LED-E1-GZW-7030-BBB

### Iso-Footcandle Lines of Horizontal Illumination

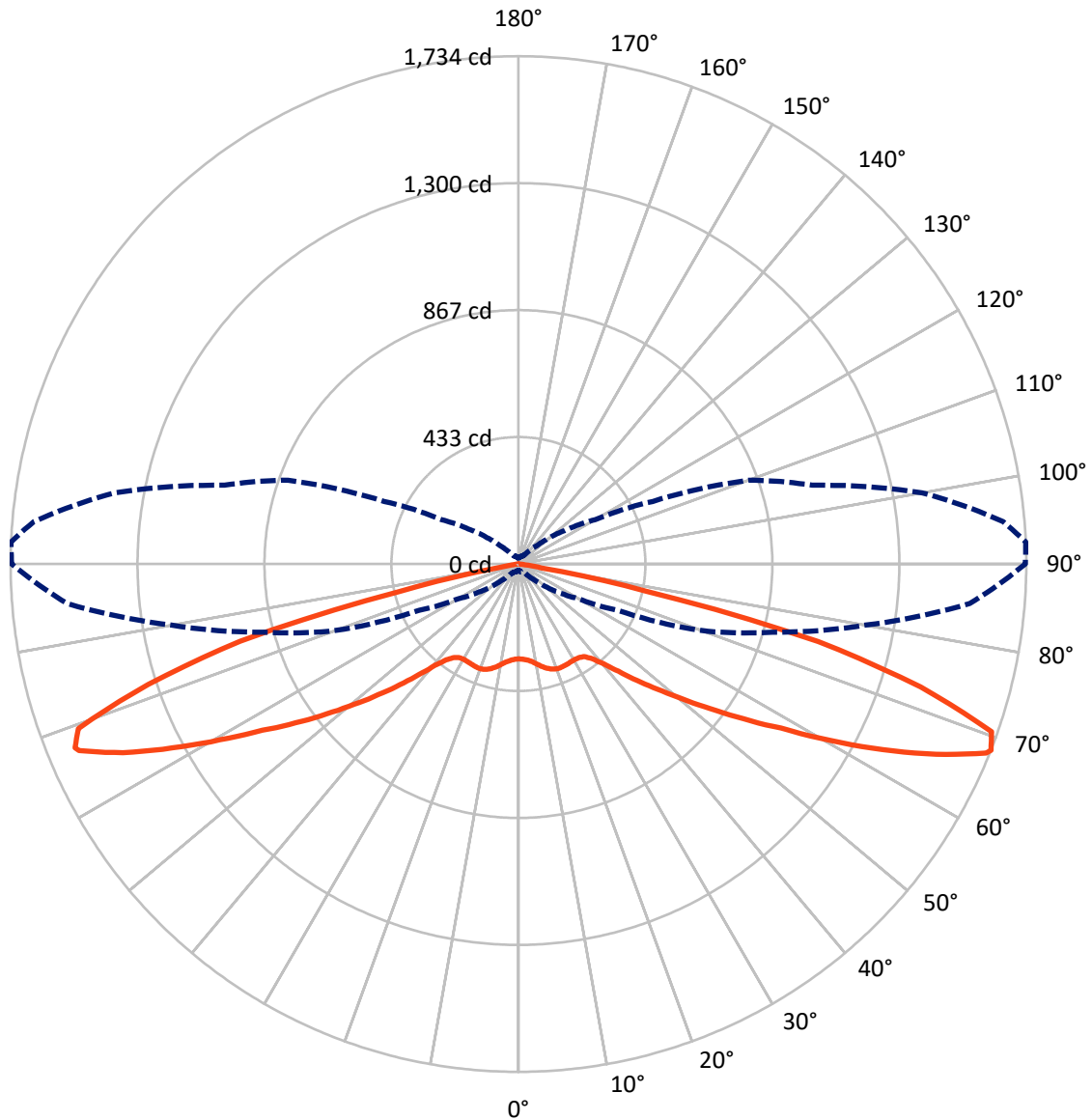
× Max cd  
 - - - 1/2 Max cd



Based on 10 foot mounting height. Maximum calculated value = 3.3 fc  
 Type I - Short - Full Cutoff

REPORT NUMBER: P173274  
CATALOG NUMBER: ENC-EXX-LED-E1-GZW-7030-BBB

### Luminous Intensity Polar Plot



— Vertical Plane Through 92.5-Deg Lateral    - - - Horizontal Cone Through 68-Deg Vertical

REPORT NUMBER: P173274

CATALOG NUMBER: ENC-EXX-LED-E1-GZW-7030-BBB

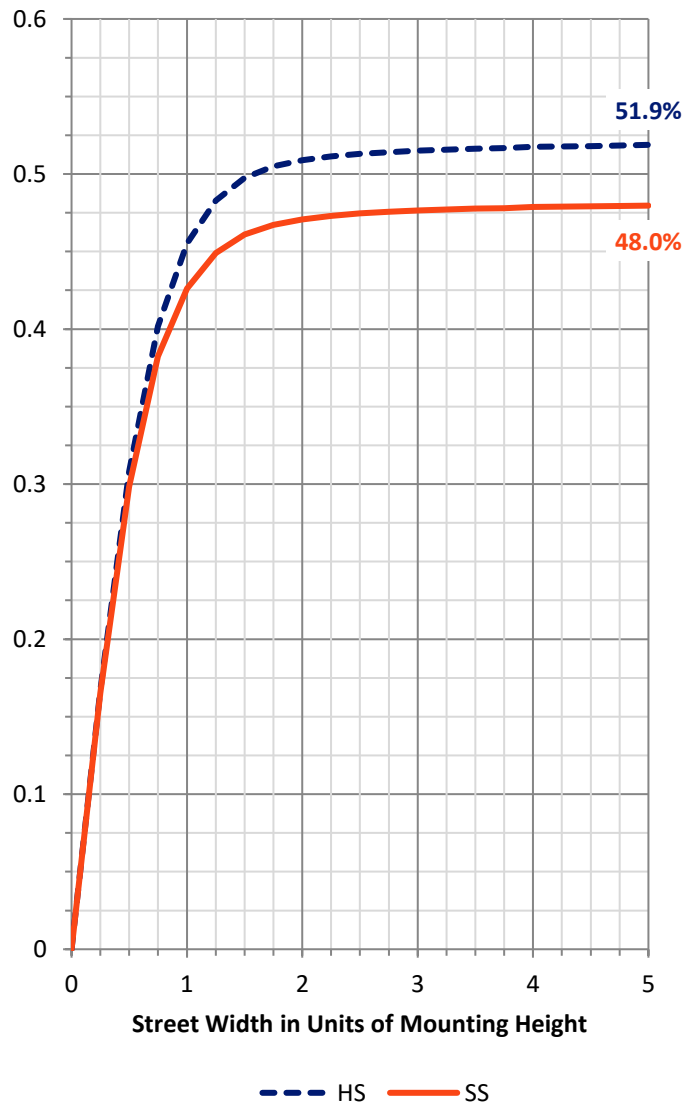
**FLUX DISTRIBUTION:**

		Downward	Upward	Total
<b>House Side</b>	Lumens	860.4	0.0	860.4
	% Fixture	52.2	0.0	52.2
<b>Street Side</b>	Lumens	786.6	0.0	786.6
	% Fixture	47.8	0.0	47.8
<b>Total</b>	Lumens	1647.0	0.0	1647.0
	% Fixture	100.0	0.0	100.0

**Coefficient of Utilization**

**ZONAL LUMENS:**

Zone	Lumens	% Fixture
0°-10°	31.8	1.9
10°-20°	100.7	6.1
20°-30°	163.3	9.9
30°-40°	203.0	12.3
40°-50°	252.4	15.3
50°-60°	310.5	18.9
60°-70°	367.1	22.3
70°-80°	205.6	12.5
80°-90°	12.5	0.8
90°-100°	0.0	0.0
100°-110°	0.0	0.0
110°-120°	0.0	0.0
120°-130°	0.0	0.0
130°-140°	0.0	0.0
140°-150°	0.0	0.0
150°-160°	0.0	0.0
160°-170°	0.0	0.0
170°-180°	0.0	0.0
0°-90°	1647.0	100.0
0°-180°	1647.0	100.0



REPORT NUMBER: P173274

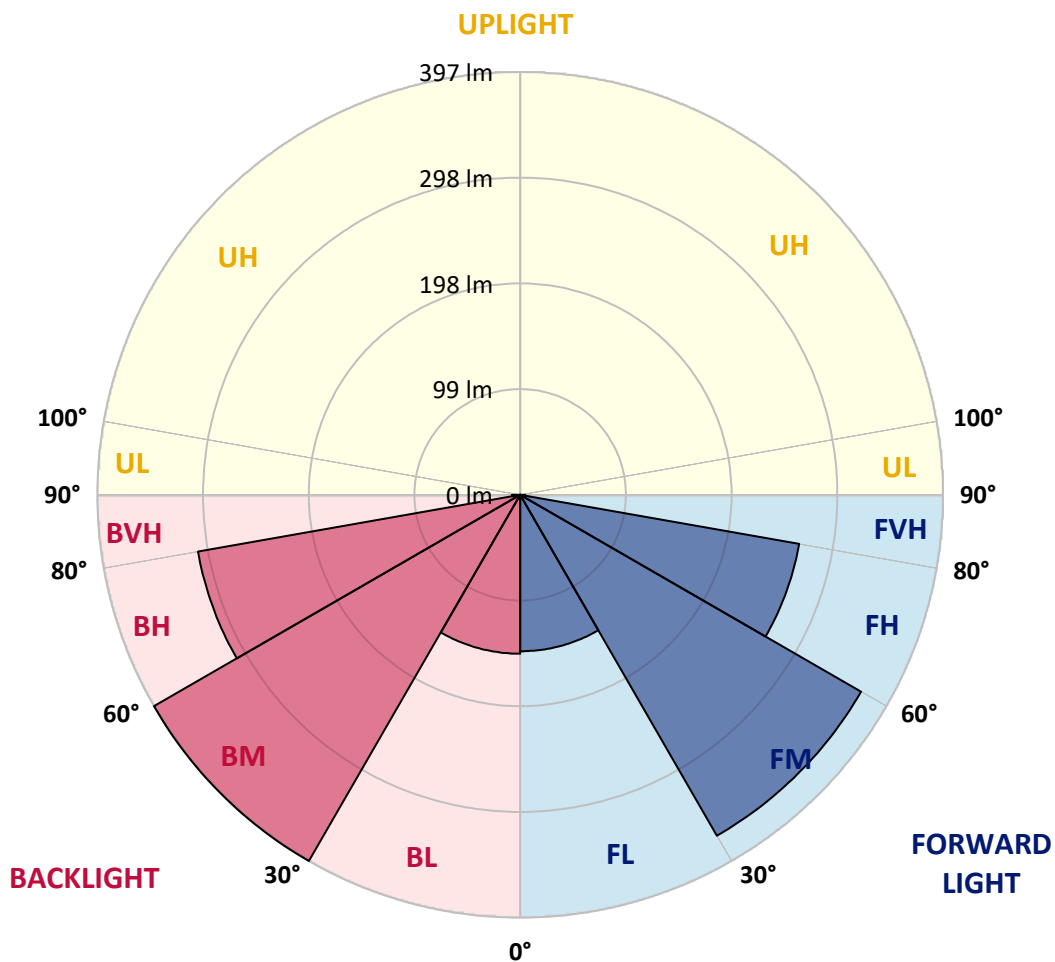
CATALOG NUMBER: ENC-EXX-LED-E1-GZW-7030-BBB

**LUMINAIRE CLASSIFICATION SYSTEM LUMEN TABLE AND BUG RATING:**

Zone	Lumens	% Fixture	Zone Rating/Lumen Limit		
			B	U	G
FL (0°-30°)	146.8	8.9			
FM (30°-60°)	369.3	22.4			
FH (60°-80°)	265.8	16.1			G0/660
FVH (80°-90°)	4.8	0.3			G0/10
BL (0°-30°)	149.1	9.1	B1/500		
BM (30°-60°)	396.7	24.1	B1/1000		
BH (60°-80°)	306.9	18.6	B1/500		G1/500
BVH (80°-90°)	7.7	0.5			G0/10
UL (90°-100°)	0.0	0.0		U0/0	
UH (100°-180°)	0.0	0.0		U0/0	

**BUG Rating: B1-U0-G1**

Type I Short





REPORT NUMBER: P173274

CATALOG NUMBER: ENC-EXX-LED-E1-GZW-7030-BBB

**CANDELA DISTRIBUTION (FULL):**

	0°	5°	10°	15°	20°	25°	30°	35°	40°	45°	50°
0°	323.8	323.8	323.8	323.8	323.8	323.8	323.8	323.8	323.8	323.8	323.8
2.5°	325.3	325.3	325.3	325.6	325.9	326.4	326.2	326.8	325.9	327.1	327.1
5°	329.1	329.4	329.7	329.7	330.3	330.6	330.3	331.2	330.3	331.5	331.8
7.5°	332.7	332.7	333.0	333.2	333.9	334.4	334.7	335.6	335.3	336.5	337.7
10°	335.3	335.0	335.3	335.9	337.4	338.3	339.5	340.7	341.2	342.4	344.2
12.5°	336.5	336.2	337.1	338.6	340.1	341.8	343.6	346.3	348.0	349.8	352.5
15°	335.9	335.9	337.1	338.9	341.8	345.1	348.3	351.9	355.1	359.0	361.6
17.5°	330.3	330.9	332.7	335.6	340.1	345.1	350.4	356.3	361.6	367.0	370.5
20°	320.3	320.8	324.1	327.6	333.6	341.0	349.2	357.8	366.1	373.2	378.2
22.5°	307.8	307.3	310.2	314.9	322.9	331.8	342.4	355.1	366.4	376.4	383.5
25°	288.6	288.6	291.9	297.8	306.3	317.3	330.3	346.6	361.6	374.7	384.7
27.5°	268.2	268.5	272.6	277.7	287.4	297.8	312.9	331.8	350.1	367.3	382.0
30°	247.8	248.7	252.2	257.3	267.6	278.6	293.9	312.6	332.4	353.7	373.8
32.5°	226.8	228.0	230.9	236.9	248.1	260.2	275.9	292.5	311.4	334.7	360.8
35°	207.0	207.9	210.3	217.3	228.9	241.9	259.3	275.3	294.5	316.1	344.8
37.5°	188.4	189.2	191.9	199.3	210.8	223.8	241.0	259.0	278.9	300.2	328.5
40°	168.3	170.3	173.9	181.0	191.6	206.4	223.8	242.8	263.8	288.0	317.0
42.5°	149.9	151.7	155.0	161.2	171.8	187.5	205.8	225.3	248.1	275.6	308.4
45°	133.1	134.6	137.8	143.4	154.7	167.1	183.6	204.0	227.7	259.3	299.3
47.5°	116.8	118.3	121.8	128.6	137.8	149.9	164.7	182.8	204.6	236.9	281.8
50°	100.5	102.0	105.6	112.4	121.2	133.1	146.7	162.9	184.5	212.3	256.4
52.5°	82.8	84.3	87.8	94.6	103.2	114.4	128.3	145.2	165.3	191.6	228.0
55°	63.6	65.7	68.9	74.5	83.7	94.9	108.8	127.1	147.6	173.3	207.0
57.5°	45.8	47.3	51.2	55.6	63.3	75.1	87.5	106.5	129.2	155.5	188.9
60°	33.4	34.9	37.6	41.1	46.4	55.0	66.0	83.7	108.8	138.4	172.7
62.5°	27.8	29.0	31.6	35.2	38.1	42.3	48.8	62.4	86.9	119.8	155.8
65°	24.5	25.4	27.8	31.3	33.7	35.5	38.1	47.3	67.4	99.7	139.3
67.5°	21.9	22.8	24.5	27.5	30.2	31.0	32.5	38.7	52.9	81.0	121.8
68°	21.6	22.5	24.0	26.6	29.3	30.2	31.6	37.8	51.4	77.2	117.1
70°	20.1	20.7	22.2	24.2	26.3	26.9	28.7	34.9	48.2	67.4	94.9
72.5°	18.3	18.6	19.5	21.3	23.4	23.7	25.4	30.5	37.8	49.7	70.7
75°	15.4	15.7	16.9	18.3	19.5	20.1	20.7	23.1	25.7	30.8	41.7
77.5°	11.8	12.4	13.3	14.2	16.0	16.5	16.0	17.7	18.9	21.0	25.4
80°	7.1	7.1	8.0	8.9	9.7	11.2	10.7	12.4	13.3	14.5	17.2
82.5°	1.2	1.5	1.5	2.1	2.7	3.2	3.6	4.4	5.6	6.8	9.2
85°	0.0	0.0	0.0	0.0	0.0	0.0	0.0	0.0	0.3	0.3	0.9
87.5°	0.0	0.0	0.0	0.0	0.0	0.0	0.0	0.0	0.0	0.0	0.0
90°	0.0	0.0	0.0	0.0	0.0	0.0	0.0	0.0	0.0	0.0	0.0



REPORT NUMBER: P173274  
 CATALOG NUMBER: ENC-EXX-LED-E1-GZW-7030-BBB

**CANDELA DISTRIBUTION (continued):**

	55°	60°	65°	70°	75°	80°	85°	90°	92.5°	95°	100°
0°	323.8	323.8	323.8	323.8	323.8	323.8	323.8	323.8	323.8	323.8	323.8
2.5°	325.3	326.2	326.2	325.9	325.9	325.9	325.0	325.3	325.6	326.4	325.3
5°	330.0	330.9	330.6	330.3	330.3	330.3	329.1	329.4	329.7	330.3	329.1
7.5°	336.2	337.1	337.4	337.4	337.4	338.0	336.2	336.2	336.8	337.4	335.6
10°	345.4	345.4	346.3	346.9	347.5	348.0	346.9	346.3	347.5	347.5	345.4
12.5°	354.0	354.6	356.0	357.2	357.5	358.7	358.7	358.4	359.3	359.0	356.6
15°	363.7	364.3	365.5	367.0	367.3	368.4	368.4	368.7	369.6	370.2	366.7
17.5°	372.9	373.8	373.8	374.1	374.7	375.6	376.1	376.4	377.3	377.9	374.4
20°	380.6	381.5	380.0	378.8	377.6	378.2	379.4	380.6	381.2	381.5	377.0
22.5°	386.5	386.8	384.4	381.2	377.9	377.6	379.1	381.2	381.7	381.5	375.2
25°	389.7	390.6	388.3	383.2	377.3	375.2	376.7	379.4	380.6	379.4	372.0
27.5°	389.7	393.0	391.8	386.5	378.5	372.9	373.8	377.9	378.8	377.3	368.7
30°	386.8	393.6	395.1	391.8	383.5	373.8	372.6	377.3	378.5	375.9	367.3
32.5°	380.9	393.3	399.2	399.5	393.0	380.9	374.9	379.7	380.6	377.3	370.2
35°	372.6	393.0	404.5	410.1	408.1	396.0	385.6	388.5	388.0	384.4	381.7
37.5°	363.4	393.0	412.2	425.2	430.0	423.7	410.1	408.7	410.1	404.8	403.3
40°	353.4	393.9	423.2	446.2	460.4	462.5	450.4	446.2	448.0	443.0	445.0
42.5°	347.5	395.1	437.7	470.8	498.3	519.2	513.9	501.5	500.6	501.2	505.7
45°	344.5	398.0	452.1	498.6	537.0	583.7	588.8	566.6	567.7	571.0	577.8
47.5°	341.2	403.6	469.0	527.5	579.3	644.9	669.5	639.6	637.3	649.4	651.4
50°	329.4	410.4	488.2	560.1	623.7	713.8	752.6	722.1	722.7	733.9	729.8
52.5°	302.2	410.7	508.6	592.6	668.0	781.9	840.7	820.6	819.1	830.1	808.2
55°	264.6	392.1	525.2	624.5	710.0	845.1	931.8	936.2	933.2	935.0	887.7
57.5°	234.5	346.3	527.0	651.4	745.5	905.2	1025.2	1057.1	1057.4	1049.8	965.8
60°	215.0	294.8	503.9	673.6	786.9	981.7	1147.1	1218.6	1222.8	1191.4	1070.2
62.5°	198.7	268.8	456.3	696.4	834.5	1059.2	1278.3	1396.0	1396.3	1344.0	1185.2
65°	186.0	254.6	403.9	687.8	871.1	1134.3	1417.3	1574.7	1566.9	1509.3	1294.3
67.5°	171.8	241.9	379.7	674.5	902.5	1203.8	1539.7	1720.4	1722.5	1651.5	1395.4
68°	168.8	237.2	373.5	663.3	899.0	1201.4	1546.3	1730.2	1733.7	1660.7	1399.9
70°	145.5	207.0	325.0	579.3	835.1	1137.3	1504.8	1702.7	1713.6	1632.0	1350.5
72.5°	97.0	143.1	217.1	409.3	643.5	903.7	1231.9	1426.2	1435.4	1380.4	1121.6
75°	61.5	86.9	115.3	236.0	432.3	648.5	928.8	1042.1	1057.1	1039.1	839.8
77.5°	37.3	60.9	71.0	114.4	227.7	303.4	419.6	427.0	444.2	433.5	435.3
80°	24.5	42.3	51.7	77.8	79.0	65.4	74.2	74.8	79.3	84.3	87.8
82.5°	13.9	25.7	36.1	53.2	47.0	24.2	20.7	21.6	22.2	22.8	26.9
85°	2.1	4.7	10.1	16.5	16.9	8.0	7.4	6.8	7.1	7.7	9.7
87.5°	0.0	0.0	0.0	0.0	0.3	0.6	0.9	0.9	0.9	1.8	1.8
90°	0.0	0.0	0.0	0.0	0.0	0.0	0.0	0.0	0.0	0.0	0.0





REPORT NUMBER: P173274

CATALOG NUMBER: ENC-EXX-LED-E1-GZW-7030-BBB

**CANDELA DISTRIBUTION (continued):**

	105°	110°	115°	120°	125°	130°	135°	140°	145°	150°	155°
0°	323.8	323.8	323.8	323.8	323.8	323.8	323.8	323.8	323.8	323.8	323.8
2.5°	325.0	324.7	325.0	324.1	325.0	324.7	324.7	324.7	324.4	324.7	324.7
5°	328.5	328.5	328.5	327.9	328.5	328.5	328.5	328.5	328.2	328.5	328.8
7.5°	335.3	335.3	335.0	334.2	334.7	334.7	334.4	333.9	333.2	333.6	333.2
10°	344.5	345.1	343.3	343.3	342.4	341.2	340.4	339.5	339.2	338.6	337.4
12.5°	355.7	355.4	353.1	352.2	351.6	349.2	347.5	346.6	345.4	343.9	342.1
15°	365.8	364.6	362.8	361.9	361.1	358.4	356.0	354.0	352.5	350.4	347.8
17.5°	372.6	371.4	370.5	370.2	370.2	367.9	365.8	363.1	359.9	356.0	351.6
20°	374.1	374.1	374.4	376.1	377.9	377.0	374.7	371.4	366.7	360.5	353.7
22.5°	372.0	373.2	375.9	380.3	384.1	384.4	382.0	377.3	369.3	360.5	350.4
25°	368.4	371.7	377.3	383.5	388.9	388.9	384.7	377.9	367.0	354.3	341.0
27.5°	366.7	373.2	381.2	387.7	391.2	389.2	381.7	372.0	356.9	340.7	325.3
30°	368.7	378.8	387.4	391.8	392.4	385.6	372.9	358.4	340.7	321.1	305.5
32.5°	376.4	388.5	395.1	396.0	391.8	379.1	359.3	339.2	319.4	301.3	285.4
35°	392.1	402.5	404.8	401.3	390.9	369.6	341.2	317.6	299.8	282.7	266.1
37.5°	417.6	422.3	417.8	407.5	388.0	358.1	324.7	301.6	282.7	265.8	247.5
40°	453.6	448.3	435.6	415.2	384.7	345.4	311.7	288.6	267.6	249.0	230.6
42.5°	498.6	479.9	453.6	424.0	381.2	337.1	302.2	275.6	252.5	231.8	212.6
45°	548.8	514.2	478.5	434.1	380.0	332.1	291.0	259.6	232.7	212.0	193.1
47.5°	600.0	550.6	503.6	445.0	381.5	323.2	273.8	238.6	210.5	190.4	172.7
50°	651.7	591.4	532.9	459.2	380.6	305.2	250.5	214.7	188.7	170.6	154.7
52.5°	703.8	634.9	563.0	471.9	368.7	276.8	224.7	194.3	169.1	151.7	136.0
55°	754.9	677.2	592.6	475.8	334.4	246.9	203.2	173.9	149.0	131.3	114.2
57.5°	803.4	715.3	613.3	453.3	292.2	223.6	183.9	155.2	128.9	108.5	91.7
60°	863.8	751.7	619.2	398.9	258.5	204.0	166.5	133.6	104.1	82.5	67.1
62.5°	929.7	801.1	610.0	346.9	238.6	186.9	144.9	108.2	79.5	58.5	47.0
65°	978.2	821.5	563.6	319.1	226.2	170.0	121.8	84.0	55.0	40.2	35.8
67.5°	1042.7	841.6	515.7	305.5	212.6	148.2	94.0	60.6	42.6	33.4	30.8
68°	1038.2	836.0	505.7	301.9	208.5	140.4	88.7	59.4	41.4	32.5	29.9
70°	978.2	767.1	439.1	267.6	172.7	109.4	76.3	54.1	38.1	29.6	27.2
72.5°	802.5	595.0	314.9	176.3	112.4	80.1	56.5	40.8	31.6	26.0	24.2
75°	568.0	372.0	157.9	101.4	70.7	46.4	31.9	26.3	23.4	20.7	20.7
77.5°	319.4	194.6	83.4	69.5	39.9	26.9	21.3	19.8	18.3	16.9	18.6
80°	104.1	101.4	61.5	47.6	27.8	19.8	16.5	15.7	14.8	13.3	16.5
82.5°	56.2	69.5	44.4	34.0	20.4	14.2	12.4	12.7	11.5	10.4	12.4
85°	25.1	33.1	29.6	23.7	12.7	8.0	6.5	7.7	6.8	6.2	5.9
87.5°	9.7	16.3	11.8	6.8	2.9	1.8	1.8	1.5	1.2	1.2	0.9
90°	0.0	0.0	0.0	0.0	0.0	0.0	0.0	0.0	0.0	0.0	0.0



REPORT NUMBER: P173274

CATALOG NUMBER: ENC-EXX-LED-E1-GZW-7030-BBB

**CANDELA DISTRIBUTION (continued):**

	160°	165°	170°	175°	180°
0°	323.8	323.8	323.8	323.8	323.8
2.5°	323.8	323.8	323.5	323.2	322.6
5°	327.9	327.9	327.6	327.4	326.8
7.5°	332.4	332.1	331.8	331.5	330.9
10°	337.1	336.5	336.5	336.8	336.5
12.5°	341.8	341.0	340.1	339.8	340.7
15°	346.6	344.8	343.3	343.0	343.0
17.5°	349.2	346.3	343.6	342.7	342.7
20°	348.6	343.3	339.8	338.0	338.3
22.5°	343.0	335.6	330.9	328.5	327.6
25°	331.2	322.3	316.4	313.1	313.5
27.5°	313.5	304.0	297.5	295.7	293.9
30°	292.5	283.0	276.5	272.6	272.9
32.5°	271.8	261.4	255.5	251.0	250.5
35°	252.0	240.7	233.6	230.4	229.8
37.5°	232.4	220.6	214.1	211.1	209.1
40°	214.4	203.7	196.1	191.6	190.7
42.5°	196.7	184.5	176.8	173.6	172.7
45°	176.5	165.0	158.2	155.5	155.0
47.5°	158.5	147.6	141.9	138.4	137.2
50°	141.1	130.7	124.2	121.0	120.3
52.5°	122.7	112.4	105.6	102.9	100.5
55°	102.6	91.7	84.9	80.1	78.4
57.5°	79.3	69.5	62.4	59.2	55.9
60°	56.8	48.2	42.6	39.9	37.6
62.5°	40.2	34.6	31.0	28.4	26.9
65°	33.1	30.5	26.6	24.2	23.1
67.5°	29.3	26.6	23.7	21.6	20.7
68°	28.7	26.0	23.1	21.0	20.4
70°	26.3	23.7	21.0	19.5	18.9
72.5°	23.4	21.3	18.9	17.5	16.9
75°	20.1	18.0	16.5	15.4	14.5
77.5°	17.7	14.8	14.2	13.0	12.4
80°	14.8	13.3	12.1	11.2	10.7
82.5°	12.1	10.1	8.6	7.7	7.4
85°	6.8	6.2	5.0	3.9	3.6
87.5°	0.6	0.3	0.3	0.0	0.0
90°	0.0	0.0	0.0	0.0	0.0

(END OF REPORT)